



Share



powered by BRIGHTEDGE

# Understanding Offline Revenue Attribution of Digital Marketing Efforts

*Learning how cross-channel attribution models help optimizing ROI*

Brady Corporation

**Ujjwal Bhattarai**

The leading industry event by digital marketers for digital marketers

# Brady Corporation: Identifying and Protecting Premises, Products and People



- Brady Corp is a B2B company and it just celebrated its 100th year anniversary in 2014
- WPS division focuses on signs, labels, tags and safety-devices for workplace safety and security



# Ujjwal Bhattarai



@uj2wal

@brightedge #share15

## Role:

- Sr. SEO Manager

## Focus:

- Digital Marketing Strategy, Technology, and Analytics

## Goal:

- Growth in Organic Traffic and Revenue

Share



# Business Issue: Billion Dollar Hole in Attribution

- Online

- Analytics: What?
- Heat maps
- Brightedge
- Adwords
- Extension: Paid

- Data / Insights ✓

- Offline

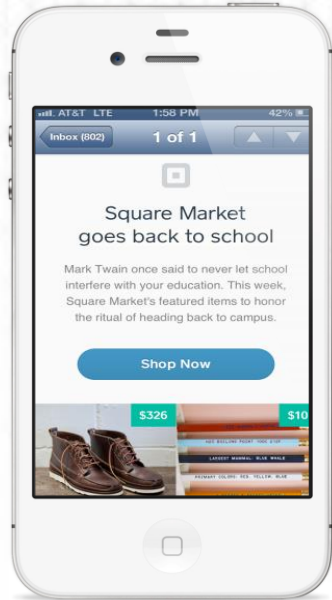
- Phone conversions
- What drives mobile calls?
- Attribution?
- Online attribution ?

– BIG GAP

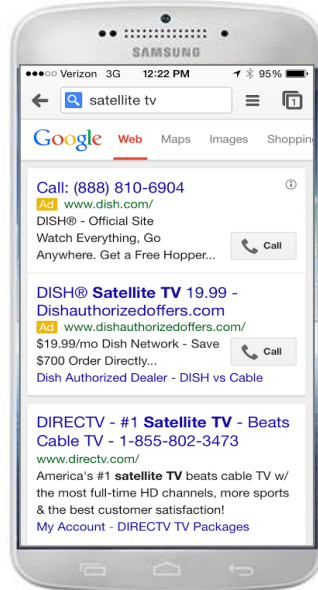
Online -

Offline Gap

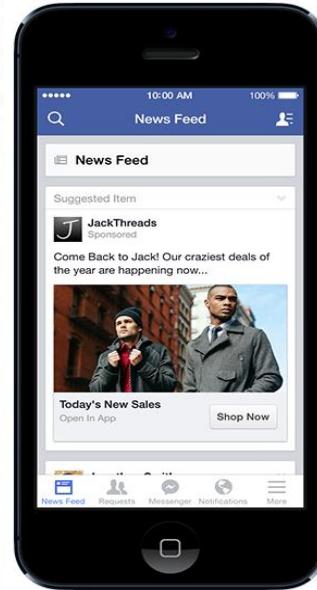
# Rise of Mobile Makes This GAP Wider



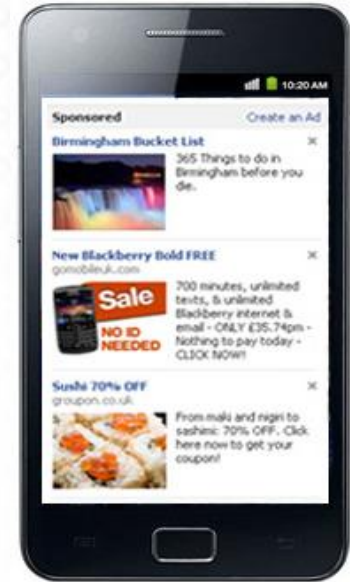
51% of **Emails** are Opened on Mobile



Mobile **Search** to overtake Desktop Search in **2015**



100% of **Facebook's** Revenue Growth is Coming from Mobile



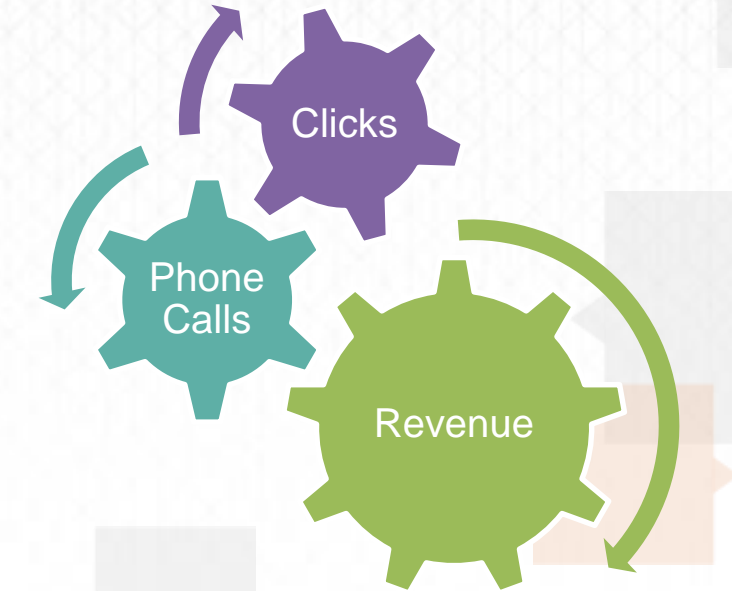
Mobile Ad Spending Growing at **3x**

@brightedge #share15



# Lack of Attribution: False Negative in Marketing

- When path to conversion moved from online to offline, due to lack of attribution, data delivered **false negative** (expensive cost for bottom line)
- Impact on Content, Paid, DYOs, Catalogs, Reorders





# Need for Cross-Channel Attribution Models

- Phone calls convert at **10x to 15x higher** than over the web.
- AOV over the phone is **15-20% higher** than over the web.

What marketing campaigns (from Mobile to Catalogs) are driving all of these highly converting, inbound phone calls? How many?



# More Questions ... Begging for Granularity

How many calls were generated through which source and medium?

- Organic / Paid / Direct
- Google / Bing

How many calls are coming through Mobile, what is the call trend, and its revenue impact?

What's the ratio of Branded vs. Non-Branded calls?

What about Text Ads vs. PLAs?

Which campaigns within the paid are generating more phone calls?

Is that normal?

Which geo-location generates more phone calls from within organic campaigns?

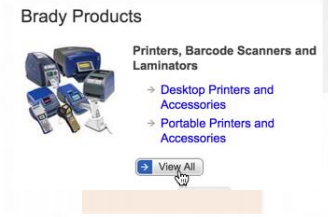
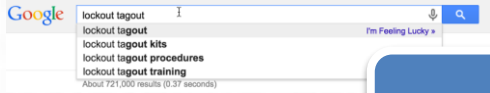
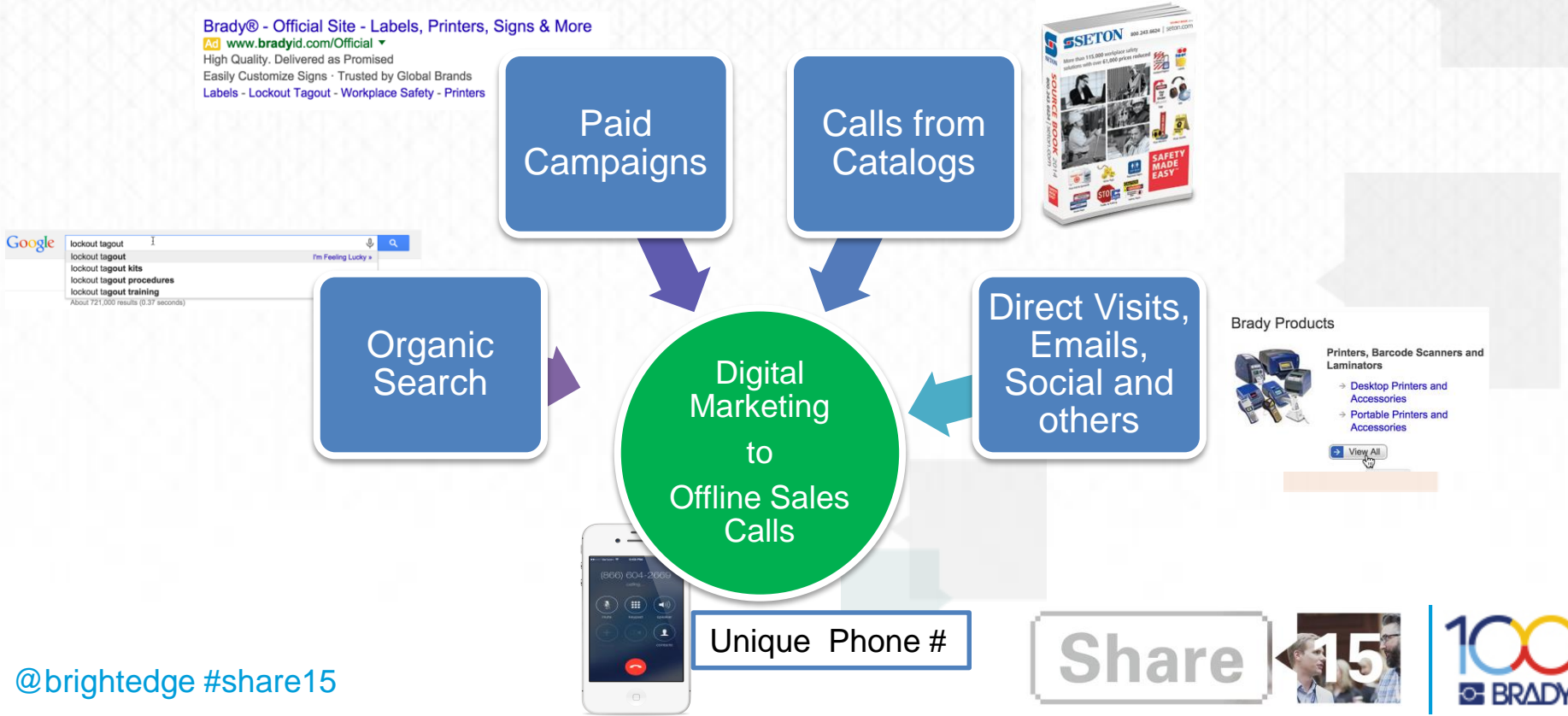
What are the top 10 offline revenue generating email offers?

Can we replicate those?



# Solution: Optimizing ROI w/ X-Channel Attribution

Brady® - Official Site - Labels, Printers, Signs & More  
Ad [www.bradyid.com/Official](http://www.bradyid.com/Official)  
High Quality. Delivered as Promised  
Easily Customize Signs - Trusted by Global Brands  
Labels - Lockout Tagout - Workplace Safety - Printers



@brightedge #share15

# Significance of Attribution: Data Brings Answers

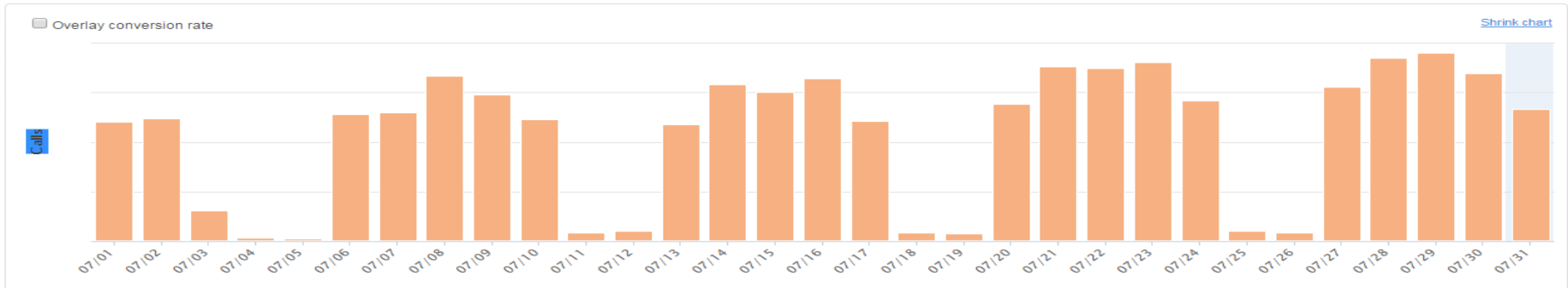
Brand 1	% Calls
General Campaign	81.34%
AdWords/ClickToCall	9.52%
Email	7.05%
Offline	2.05%
Video	0.05%

Brand 2	% Calls
General Campaign	58.8%
Email	35.0%
AdWords/ClickToCall	4.8%
Others	1.40%

What digital marketing campaigns are driving all of these highly converting, inbound calls?

# 5 Key Insights from Cross-Channel Attribution

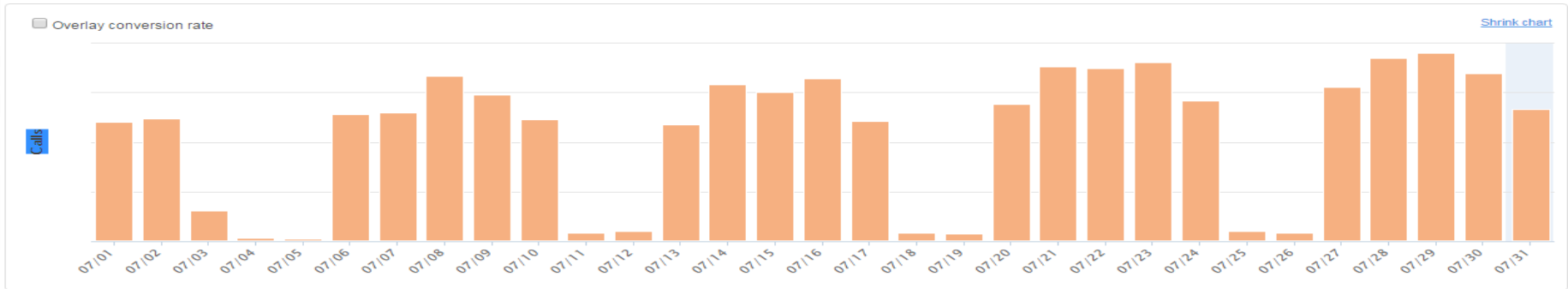
1. Paid campaigns and their true ROI measurement
  - Brand 1: Additional 51% of total Paid Revenue
  - Brand 2: Additional 40% of total paid Revenue



# 5 Key Insights from Cross-Channel Attribution

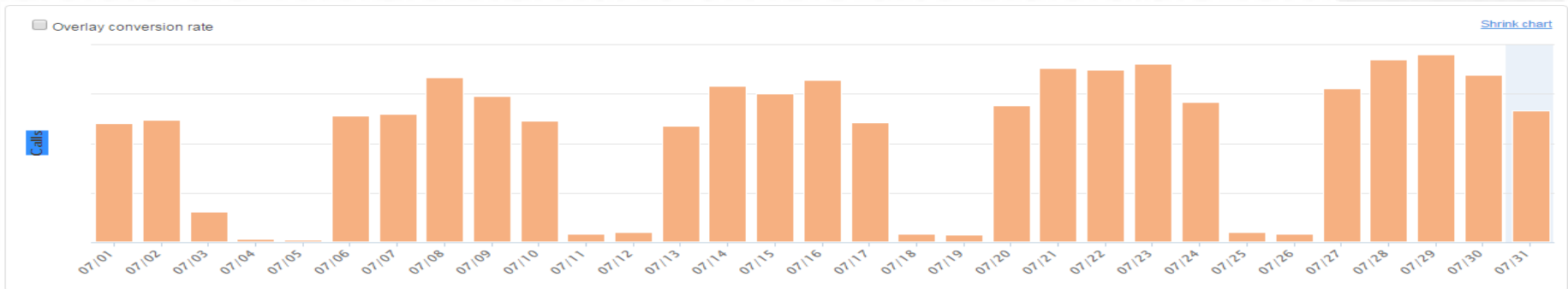
2. Number of phone calls, and revenue impact from email campaigns,

For example: Brand 2 had 35% share of call volume, which was never previously attributed to this channel, allowing learning from these email-campaigns



# 5 Key Insights from Cross-Channel Attribution

3. Understand the rise of mobile to build necessary B2B mobile strategy:
  - Mobile calls grew 56% MoM
  - Mobile was in command of 28% of total call volume



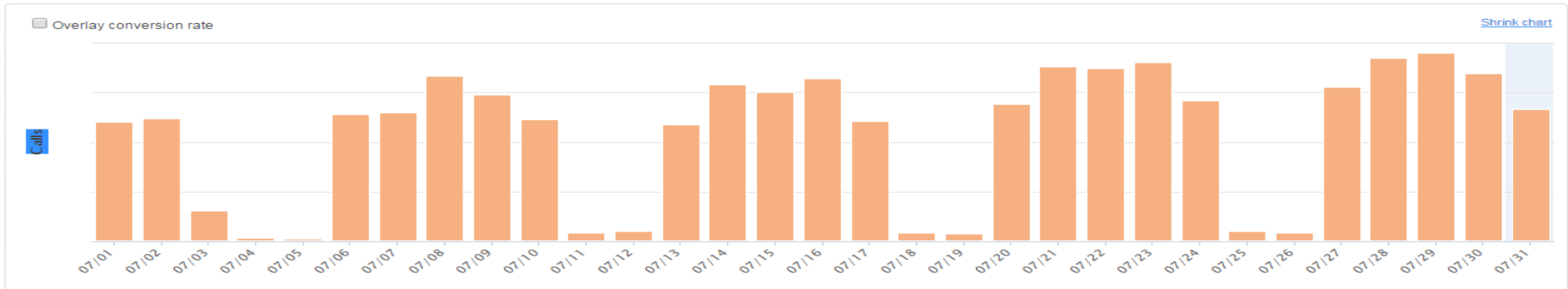
@brightedge #share15

Share



# 5 Key Insights from Cross-Channel Attribution

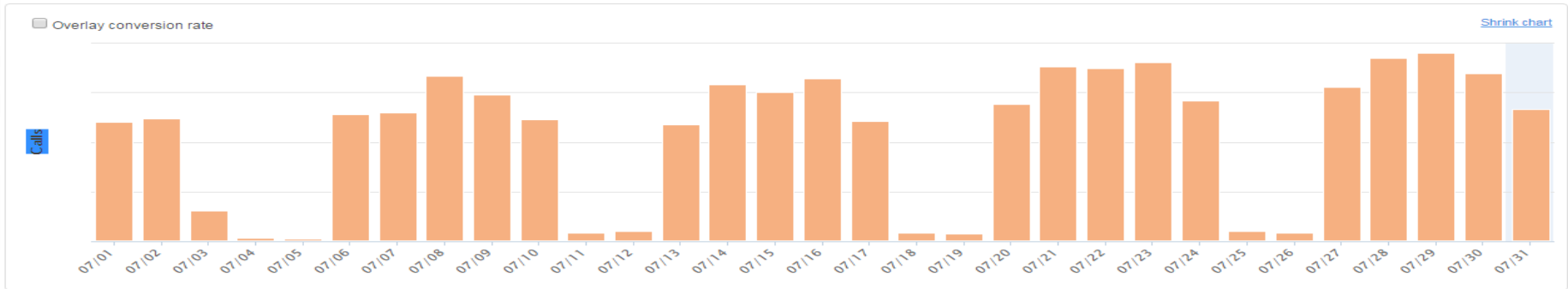
4. Allowed to pinpoint strengths and weaknesses of digital campaigns from geographical reach and conversion
  - Why orders are concentrated in certain states than in others?





# 5 Key Insights from Cross-Channel Attribution

5. Reach of organic campaigns from phone calls generation, allowing content creation strategies
  - BrightEdge: Page Groups and Keyword Groups Generating phone calls



@brightedge #share15

Share



# Bonus: New Data from Phone Conversation



Determine Positive Conversion – How many calls turned into orders?

@brightedge #share15

Share



# Behold the Power of Attribution

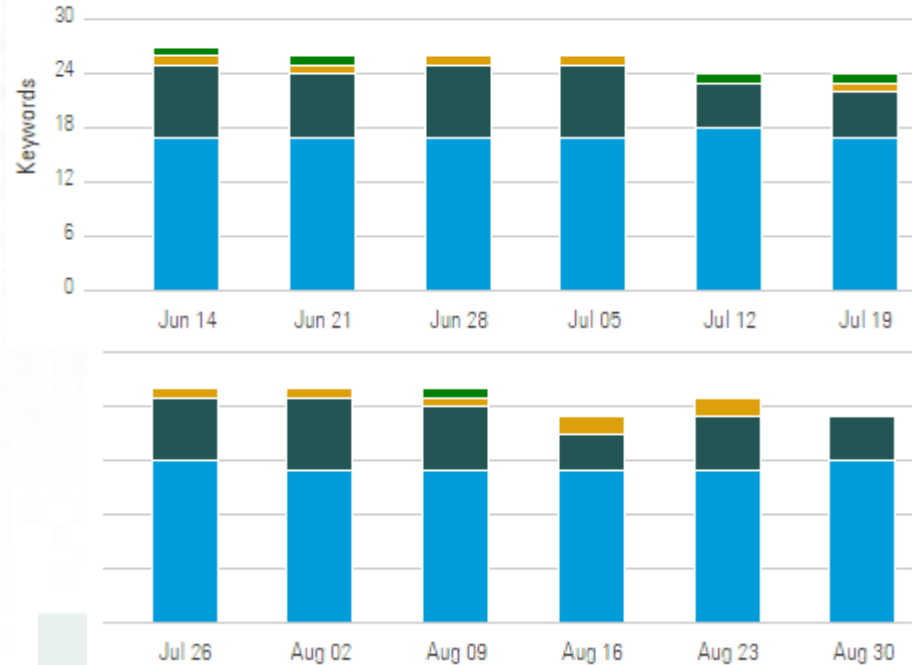
	Brand 1		Brand 2	
	Revenue*	% Share	Revenue*	% Share
Digital	██████████	74%	██████████	67%
Phone Calls	██████████	26%	██████████	33%
Total	██████████		██████████	



# Brightedge: Page Groups Generating Phone Calls

## Optimize with Brightedge

1. Determine keywords generating calls
2. Group keywords into keywords groups by Branded/NonBranded or Product lines or functional use
3. Create Page Groups of PLPs and evaluate if customer behavior (i.e. call) is intended by looking at KPIs such as Bounce Rate, Exit Rate, Conversion Rate and Time on page
4. Refine and Repeat



# Conclusion

- 1) **Don't ignore cross-channel attribution to optimize digital marketing ROI**
  - a. Identify producing marketing campaigns
  - b. Attribute revenue to converting campaigns
  - c. Optimize Paid, Organic, Email and Mobile
  
- 2) **Capture conversation data and pass to sales team/CRM for lead nurturing**
  - a. Confirm positive conversion by campaign for lead quality
  - b. Understand role of competition (by product lines)
  - c. Track and optimize pages and keywords using Brightedge